



[CLICK HERE TO APPLY](#)

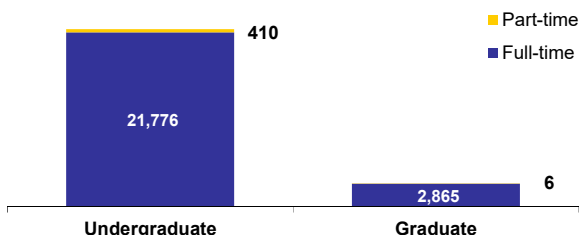
"At UC Santa Barbara, we educate and challenge bright students to make a difference in the world. With breathtaking natural beauty combined with enormous intellectual vitality, there is no other campus quite like ours. We invite you to explore what Santa Barbara has to offer."

-UCSB Viewbook

Student Characteristics (FALL 2017) [More](#)

TOTAL NUMBER OF STUDENTS* **25,057**

Student Level and Enrollment Status



*Figures include all off-campus and study abroad enrollments

UNDERGRADUATE PROFILE

Total **22,186**

Gender

Women	12,012	54%
Men	10,174	46%

Race/Ethnicity

African American / Black	548	2%
American Indian / Alaskan Native	42	<1%
Asian / Pacific Islander	4,607	21%
Hispanic	5,957	27%
White	7,331	33%
Race/Ethnicity Unknown	199	1%
Two or more races, non Hispanic	1,317	6%
International	2,185	10%

Geographic Distribution

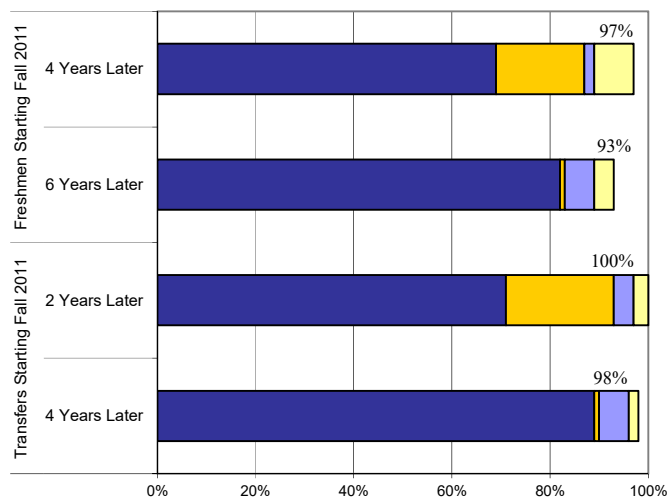
California	19,092	86%
Other US	908	4%
Other Countries	2,186	10%

Age

Average Age	21
Percent of Undergraduates Age 25 or Older	<1%

Undergraduate Success & Progress Rate

■ Graduated from UCSB
 ■ Still Enrolled at UCSB
 ■ Graduated at Another Institution
 ■ Still Enrolled at Another Institution



A 97% four-year success and progress rate means that 97% of students starting in Freshmen Starting Fall 2011 either graduated or are still enrolled at a higher education institution four years later.

Counts for the entering classes shown in the graph above.

- 4,084 Freshmen Starting Fall 2011
- 1,357 Transfers Starting Fall 2011

Average Time to Degree for 2016-17 Graduates

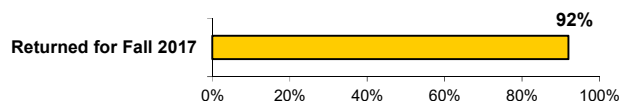
Entering as Freshmen:

11.9 enrolled quarters (4. elapsed years)

Entering as Transfers:

6.3 enrolled quarters (2.1 elapsed years)

One-year retention of Fall 2016 Freshmen

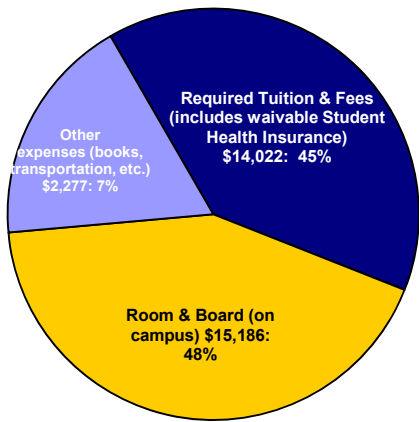


Welcome to the UCSB Portrait for prospective students and their parents. In an effort to make information about UCSB readily available -- and consistent with our commitment to transparency and accountability -- the UCSB Portrait provides information about UCSB on a range of topics in a format similar to formats used by many colleges and universities. This should enable you to make comparisons between UCSB and other major universities on important characteristics of our educational program. The UCSB Portrait also provides many live links to campus websites and is thus a gateway to your deeper understanding of our campus. Thank you for your interest in UC Santa Barbara.

Costs of Attendance and Financial Aid [More](#)

Typical Undergraduate Cost per Year without Financial Aid (Full-Time, In-State Students)

2016-17 Total: \$36,804



*Required fees include waivable Student Health insurance

[CLICK HERE to get an estimate of your 2015-16 UCSB financial aid](#)

Financial Aid Awarded to Undergraduates

(all figures below exclude parent loans)

Overall Financial Aid

• During the 2016-17 academic year, 58% of UCSB undergraduates received financial aid (including loans).

Family Income-Based Grants and Scholarships

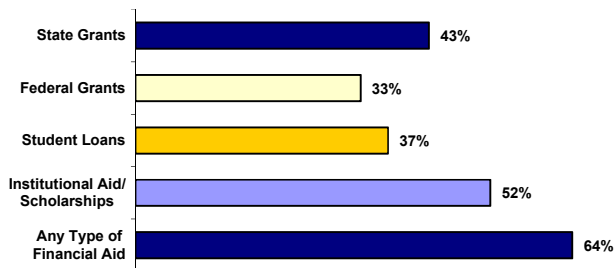
• During the 2016-17 academic year, 57% of UCSB undergraduates received family income-based scholarships or grant aid; the average award was \$20,029. 37% of UCSB undergraduates received Pell Grants.

Loans (2016-17 Graduating Class)

• Among students who graduated from UCSB in 2016-17 and started as freshmen, 51% borrowed while enrolled at UCSB. Average cumulative debt at graduation for these borrowers was \$20,665. All figures exclude parent loans.

• Stafford student loan default rate for UCSB: 2.2% for FY 2014 .

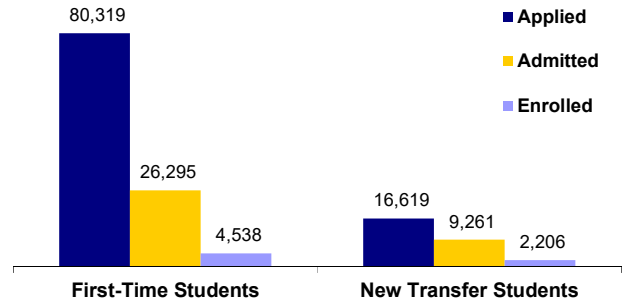
Percent of Fall 2017 Freshmen Receiving Each Type of Financial Aid



NOTE: Students may receive aid from more than one source.

Undergraduate Admissions [More](#)

2017 Fall Applicants, Admits and Enrollees



Test(s) Required for Admission: **SAT or ACT**

Middle 50% of SAT Score Range

50% of enrolled students have test scores in the following ranges. 25% have scores above and 25% have scores below.

Entering New Freshmen SAT Scores

Math	620-760
Evidence-Based Reading and Writing	620-710

Middle 50% of GPA Range

Entering New Student GPA

Freshmen High School GPA (weighted 4-point scale)	3.80-4.12
Transfer Student GPA (weighted 4-point scale)	3.26-3.61

Areas of Study and Degrees

UCSB offers more than 100 undergraduate programs of study.

[CLICK HERE for a complete list](#)

Degrees Awarded at UCSB in 2016-17

Bachelor's	5,816
Master's	521
Doctoral	321
Professional (Teaching Credentials)	81
Post-Master's certificates	24
Total	6,763

Areas of Study at UCSB with Largest Number of Undergraduate Degrees Awarded

Psychology	9%
Sociology	8%
Communication	7%
Economics and Accounting	6%
Global and International Studies	6%
All other degree areas	64%
Total	100%

[CLICK HERE for more details on degrees conferred](#)

UCSB Portrait

Student Research and Academic Excellence

The undergraduate experience at Santa Barbara includes abundant opportunity to interact with world-class faculty and graduate students involved in cutting-edge research. Getting involved in a faculty research project, or starting one of your own, is a great way to get the most of your UCSB education. The campus awards approximately \$200,000 in research grants to undergraduates each year. Learning experiences beyond the classroom will provide you with new insights and perspectives, and will help establish a firm foundation for the pursuit of an advanced degree or your future career.

Undergraduate Research Opportunities

[More](#)

Examples of UCSB undergraduate research activities

Undergraduate Research and Creative Activities (URCA) Grants

Grants of \$250 per student, or \$750 for a group research project, are available for student-initiated projects.

Faculty Research Assistance Program

Opportunities are available for undergraduates to gain valuable research experience while earning academic credit via special research assistance courses.

Internships in Nanosystems Science, Engineering and Technology

Approximately 16 internships are awarded to UCSB transfer students or students attending any California Community College to participate in an 8-week summer research experience at UCSB.

Annual Undergraduate Research Colloquium

The discoveries and accomplishments of undergraduates involved in research and creative activities are recognized each spring at the campus's annual Undergraduate Research Colloquium.

46% of seniors assisted faculty with research, creative activities, or participated in independent study. (source: UCUES 2016)

Distinguished Faculty

[More](#)

Many of UCSB's 1,163 faculty members are the recipients of national and international awards and honors. The faculty includes:

- 6 Nobel Laureates
- 29 American Academy of Arts & Sciences Members
- 27 National Academy of Sciences Members
- 25 National Academy of Engineering Members
- 28 American Association for the Advancement of Science Fellows

100% of the permanent faculty have PhD or equivalent degrees.

Graduate Education

[More](#)

UC Santa Barbara is home to over 55 graduate programs with a rich tradition of interdisciplinary work. The combination of world class faculty, renowned research facilities and a stunning oceanside setting make graduate study at UCSB second to none.

UC Santa Barbara has some 100 outstanding research units, centers, and institutes that provide innovative research opportunities to almost 3000 graduate students. In addition, the campus attracts distinguished international researchers across the disciplines. UCSB's graduate students also benefit from an intimate faculty to graduate student ratio.



Research

[More](#)

Research Institutes and Centers at UCSB include:

Kavli Institute for Theoretical Physics - internationally renowned among the world's scientists, the KITP brings together diverse groups of theoretical physicists and other scientists to do research in areas of science that are timely, important and intellectually challenging.

National Center for Ecological Analysis & Synthesis - a cross-disciplinary research center that uses existing data to address major fundamental issues in ecology and allied fields, and their application to management and policy.

California NanoSystems Institute - a collaborative center embedded on the UCSB and UCLA campuses, the CNSI facilitates a multidisciplinary approach to develop the information, biomedical and manufacturing technologies that will dominate science and economy in the 21st century.

Marine Science Institute - ranked nationally and internationally as a leader in ocean research, the MSI supports research in 14 disciplines such as marine biology, ocean engineering, physical oceanography, and marine biotechnology.

Carsey-Wolf Center for Film, Television, and New Media - provides an intellectual as well as a physical space in which the university and the media industries interact through classes, research projects, and colloquia.

Institute for Social, Behavioral, and Economic Research - houses 14 research centers representing a wide range of social science and other research concerns. ISBER promotes interdisciplinary work that often blurs the boundaries among the social sciences, the humanities, the behavioral sciences, and, in some cases, the physical and life sciences.

SAGE Center for the Study of the Mind - a catalyst for interdisciplinary study of the relationship of brain and mind, the SAGE Center for the Study of the Mind integrates a wide range of scholarly endeavors and technologies in the humanities, social sciences and the sciences.

Institute for Energy Efficiency - the cleanest power plant is the one you don't build. The Institute for Energy Efficiency leverages UCSB's expertise in multiple energy-related fields to slow the growth in the global demand for energy by developing key technologies to make energy use more efficient.

UCSB Portrait

The UCSB Community

[More](#)

UC Santa Barbara's mission statement describes the campus as a leading research institution that also provides a comprehensive liberal arts learning experience. Because teaching and research go hand in hand at UCSB, our students are full participants in an educational journey of discovery that stimulates independent thought, critical reasoning, and creativity. Our academic community of faculty, students, and staff is characterized by a culture of interdisciplinary collaboration that is responsive to the needs of our multicultural and global society.

In addition, our Division of Student Affairs promotes community on campus with its program of "Scholarship, Leadership, and Citizenship." The major tenets of this program are:

- Respect and consideration in interactions with others
- Integrity in academic pursuits
- Free, open, and respectful exchange of ideas

Other community-building initiatives sponsored by the Division of Student Affairs include intensified safety programming and a greater campus presence in Isla Vista, renewed efforts in leadership training, promotion of civic responsibility, and a formal ceremonial induction of new students into our community of scholars.



Study at UCSB

[More](#)

Classroom Environment

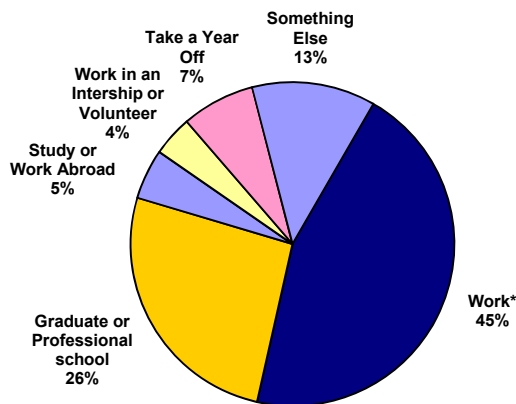
Undergraduate Students per Faculty	18 to 1
Undergraduate classes with fewer than 30 students	72%
Undergraduate classes with fewer than 50 students	80%

Instructional Faculty

Total Full-time Instructional Faculty	1,163
% Women Faculty	37%
% Faculty from Minority Groups	19%
% Faculty with PhD or Equivalent	100%

Future Plans of 2016

Bachelor's Degree Recipients



Based on 2016 UCUES respondents who were seniors

*Includes: Full-Time, Part-Time, and Be self-employed

Student Housing

[More](#)

95% of new freshmen live on campus
77% of all undergraduates live within walking distance to campus

Campus Safety

[More](#)

UCSB has a full-service Police Department. Services and programs include:

- 24-hour uniformed patrol coverage
- Rescue unit staffed with state-certified paramedics
- Proactive crime prevention programs
- Electronic alerting system used to send important alerts and updates to students, faculty and staff who have registered their mobile device and/or email account
- Personal safety escorts on campus and in Isla Vista

[CLICK HERE for UCSB's annual Clery Act Campus Security Report.](#)

The Alcohol & Drug Program operated by Student Health Services includes classes, counseling services, early intervention and referral programs, and other efforts aimed at ensuring the health and safety of students.



UCSB Portrait

Student Experiences and Perceptions

Students who are actively involved in their own learning and development are more likely to be successful in college. Like most research universities, UCSB offers students a wide variety of opportunities both inside and outside the classroom to become engaged with new ideas, people, and experiences. Institutions measure the effectiveness of these opportunities in a variety of ways to better understand what types of activities and programs students find the most helpful.

Following are selected results from the 2016 University of California Undergraduate Experience Survey (UCUES). The questions have been grouped together in categories that are known to contribute to student learning and development. The results reported below are based on the responses of UCSB seniors who participated in the survey.

[CLICK HERE](#) for information about UCUES methodology and results for the entire UC system

Of seniors who took the UC Undergraduate Experience Survey in 2016:

Group Learning Experiences*

- 76%** worked outside of class on class projects or studied with classmates
- 26%** spent at least 6 hours per week participating in student organizations or clubs
- 54%** reported serving as an officer or leader in a campus organization or club
- 85%** helped a classmate better understand course material

Active Learning Experiences*

- 71%** reported making class presentations
- 78%** spent at least 6 hours per week studying and other academic activities outside of class
- 27%** enrolled in at least one independent research course
- 24%** participated in a study abroad program
- 33%** participated in an internship
- 39%** assisted faculty with research or a creative activity
- 52%** participated in community service

Institutional Commitment for Student Learning and Success

- 80%** were satisfied with advising by faculty on academic matters
- 73%** were satisfied with advising by college staff on academic matters
- 75%** were satisfied with the availability of courses needed for graduation
- 86%** reported raising their standards for acceptable effort due to the high standards of a faculty member

Student Satisfaction **

- 66%** were satisfied with the value of their education for the price they paid
- 86%** were satisfied with their overall academic experience
- 86%** would choose to attend this institution again
- 91%** reported that their campus had a strong commitment to undergraduate education

Experiences with Diverse Groups of People and Ideas

- 91%** rated their ability to appreciate, tolerate, or understand racial and ethnic diversity as good, very good, or excellent

Student Interaction with Campus Faculty and Staff*

- 73%** sought academic help from an instructor or tutor
- 70%** talked with an instructor outside of class about course material
- 51%** worked with a faculty member on an activity other than coursework at least once

* combines responses of "very often", "often", "somewhat often" and "occasionally"

** combines responses of "very satisfied", "satisfied", and "somewhat satisfied"

UCSB Portrait

Alumni Feedback (Source: 2016 survey of recent baccalaureate degree recipients)[More](#)

Of respondents currently employed full-time:

■ my current job is highly related to my undergraduate major	39%
■ my current job is moderately related to my undergraduate major	27%
■ my current job is slightly related to my undergraduate major	15%
■ my current job is not related to my undergraduate major	18%
■ UCSB prepared me very well or more than adequately for my present occupation	68%
■ UCSB prepared me adequately for my present occupation	25%
■ UCSB prepared me less than adequately or poorly for my present occupation	4%

Of respondents who went on to graduate or professional school:

■ UCSB prepared me very well or more than adequately for graduate/professional school	72%
■ UCSB prepared me adequately for graduate/professional school	21%
■ UCSB prepared me less than adequately or poorly for graduate/professional school	4%

Of respondents who were currently enrolled in a graduate or professional program:

■ Masters	39%
■ Doctorate	13%
■ Credential/Certificate/Other	55%

(Total exceeds 100% because some graduate programs lead to more than one degree)

Alumni Satisfaction:

■ Percent of alumni who were satisfied with the overall UCSB experience	91%
■ Percent of alumni who were satisfied with the UCSB academic experience	86%
■ Percent of alumni who were satisfied with the UCSB social experience	87%
■ Percent of alumni who would recommend UCSB	90%

Learning Outcomes

The University of California, Santa Barbara holds to the fundamental principle that student learning outcomes and their assessment should be locally defined, discipline specific and faculty driven. Through periodic and systematic academic program reviews of undergraduate and graduate education, evidence of student learning, retention and completion is presented; and analyses by program faculty, faculty administrators and peer reviewers are undertaken with the goal of continuous program improvement, and the improvement of curricula and pedagogy.

**SELF-REPORTED GAINS IN ACADEMIC AND LIFE SKILLS
FOR SENIORS WHO ENTERED UCSB AS FRESHMEN
(UCUES 2016)**

	Percent rating skills as "Very Good" or "Excellent"		Gain While at UCSB
	As Freshmen	As Seniors	
Understanding of a Specific Field of Study	10%	83%	73 pts
Analytical/Critical Thinking Skills	22%	79%	57 pts
Ability to Read and Comprehend Academic Material	22%	74%	52 pts
Understanding of International Perspectives	13%	62%	49 pts
Ability to be Clear and Effective when Writing	25%	69%	44 pts
Ability to Prepare and Make a Presentation	22%	62%	40 pts
Interpersonal Skills	28%	69%	41 pts

UCSB Portrait