

UC SANTA BARBARA

Survey of the Undergraduate Class of Spring/Summer 2016

"UCSB was the best college experience I could have asked for in all aspects. I was able to earn a quality education, make friends and connections who challenged me to grow both personally and intellectually, and was able to foster "soft" skills that give me the edge in my workplace."

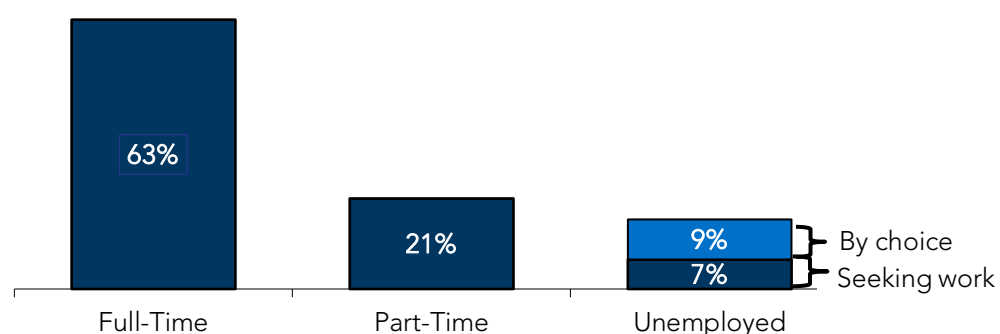
-UCSB Alumnus, Class of 2016



TOTAL NUMBER OF RESPONDENTS* 657

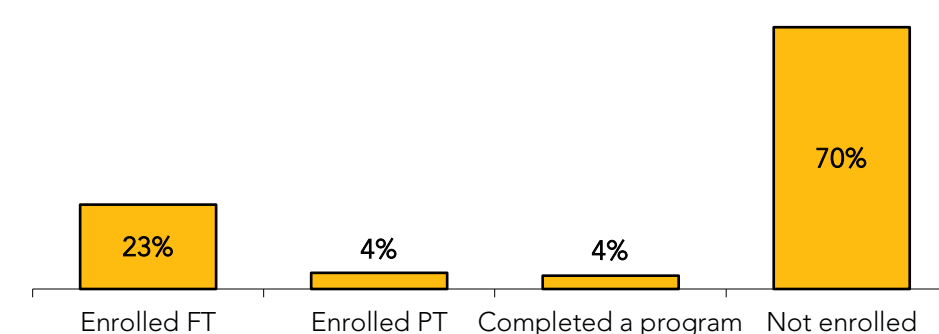
Employment Status (1 year after graduation)

Employed Full-Time, Part-Time, or Unemployed



Post-graduate Education (1 year after graduation)

Enrolled in or Completed a Post-Graduate Degree Program



FULL-TIME EMPLOYEES

Total 410

Was a four-year college degree required in order to obtain your present position?

Yes	325	79%
No	84	21%

Location of employment

California	343	85%
Other Western US	21	5%
New York	1	<1%
Other Northeastern US	6	1%
Southern US	11	3%
Midwest US	9	2%
International	14	3%

Average Salary \$47,648

Field of employment

Field of employment	Percentage	Average Salary
Science / Research	16%	\$39,914
Engineering / Computer Programming	14%	\$72,955
Business Management / Administrative	13%	\$46,760
Finance / Banking / Accounting	11%	\$56,869
Sales / Marketing / Advertising	10%	\$55,397
Education	8%	\$35,700
Medicine / Healthcare	7%	\$33,879
Communications / PR / Media / Journalism	7%	\$40,536
Other	15%	\$36,637

POST-GRADUATE DEGREE SEEKERS

Total 199

Degree Program (multiple responses allowed)

Academic or Professional Master's (MA, MS, MBA, etc.)	78	39%
Professional Certificate or License	34	17%
Doctorate (PhD)	26	13%
Juris Doctor / Law (JD)	24	12%
Teaching Credential	15	8%
Medical / Health Doctorate (MD, DDS, etc.)	18	9%
Other	17	9%

Institution

Out-of-State college/university	54	31%
Other CA college/university	46	26%
California State University	27	16%
Other University of California	25	14%
UCSB	16	9%
International College / University	6	3%

Field of Study

Sciences, Math, or Statistics	42	22%
Health Professions and Related Clinical Sciences	32	16%
Legal Studies	24	12%
Education	19	10%
Engineering or Computer Science	16	8%
Business Management / Marketing	14	7%
Psychology	14	7%
Humanities	10	5%
Social Sciences	7	4%
Other	17	9%

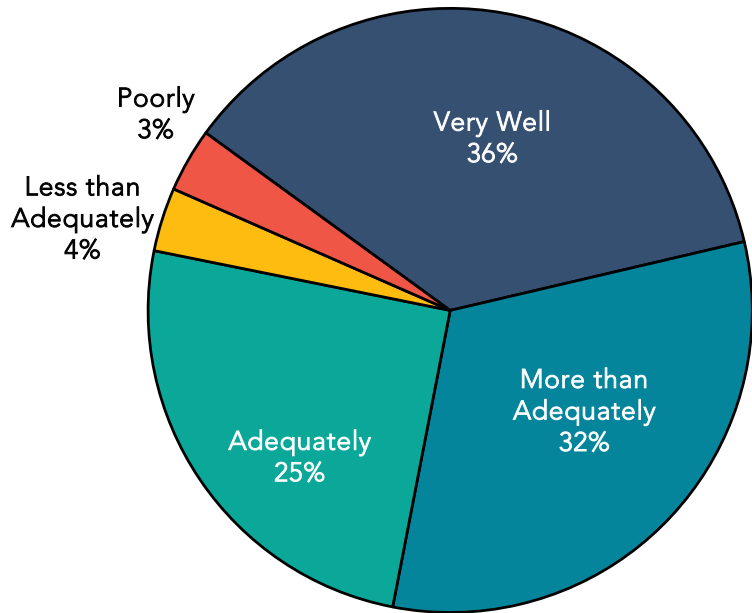
The Undergraduate Alumni Survey is part of an ongoing effort to assess the short-term impact of a UCSB undergraduate education on the achievements and opinions of alumni. Undergraduate alumni surveys have been administered at UCSB since 1980. The Survey of the Undergraduate Class of 2016 was administered online during Fall quarter 2017, approximately one year after graduation.

*A total of 657 alumni participated in the survey for a response rate of 17.08%.

Preparation for Employment

FULL-TIME EMPLOYEES

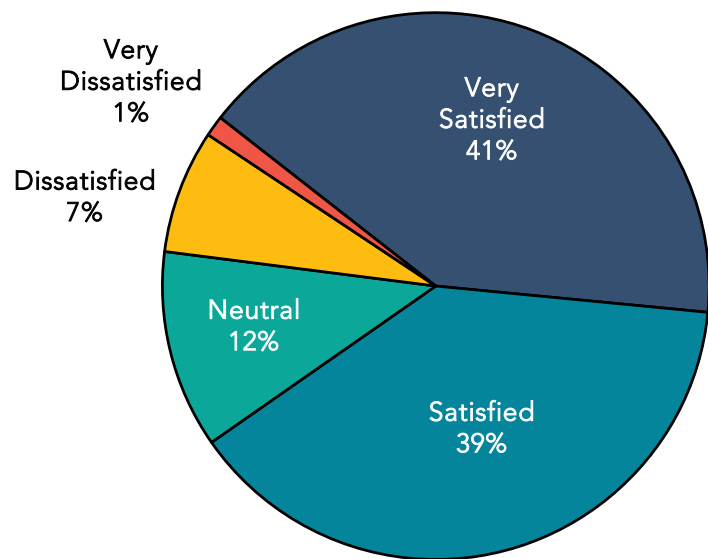
How well did UCSB prepare you for your present occupation?



Satisfaction with Employment


FULL-TIME EMPLOYEES

How satisfied are you with your current employment?



8 out of 10 full-time employees surveyed are "very satisfied" or "satisfied" with their current employment.

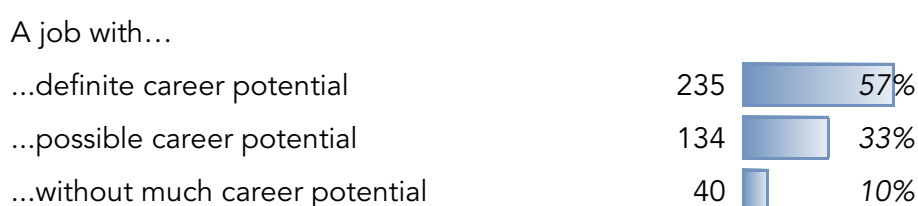
How closely is your current job related to your undergraduate major?



Is your current job in the career field of your choice?



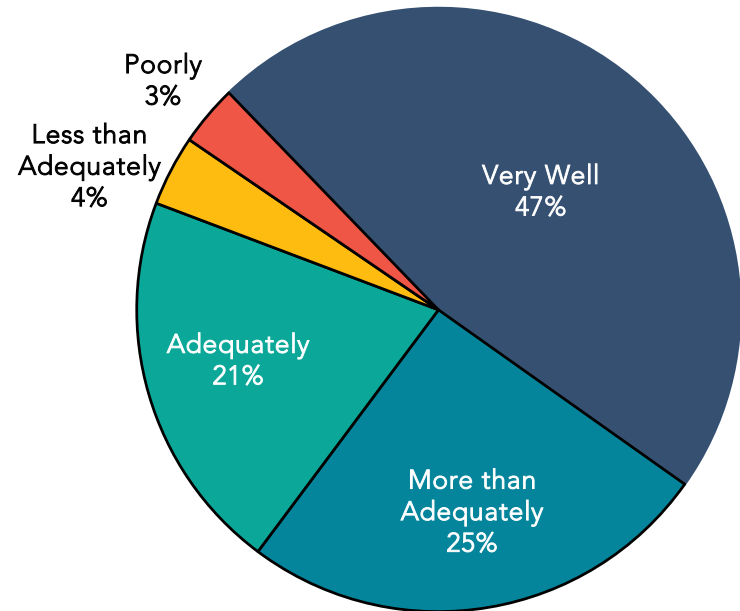
Which best describes your current occupation?



Preparation for Graduate School

POST-GRADUATE DEGREE SEEKERS

How well did UCSB prepare you for graduate or professional school?

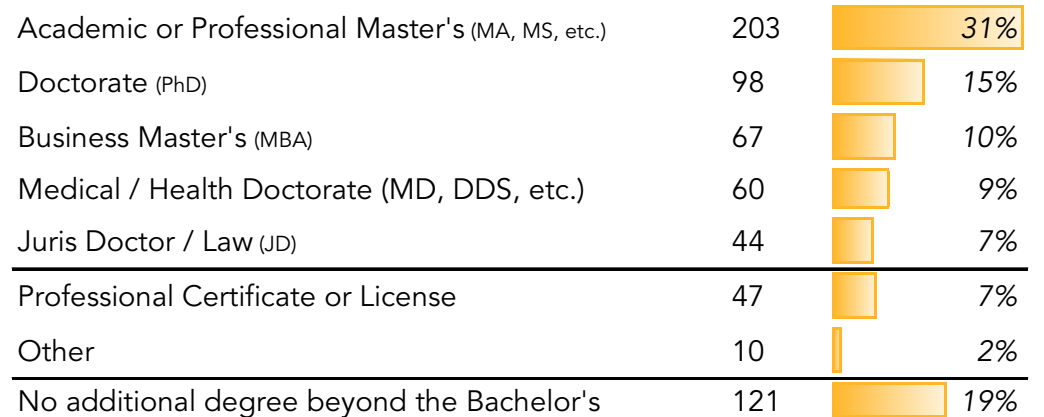


Almost three-fourths of post-graduate degree-seekers surveyed say that UCSB prepared them "very well" or "more than adequately" for graduate school.

Future Plans for Graduate School

ALL RESPONDENTS

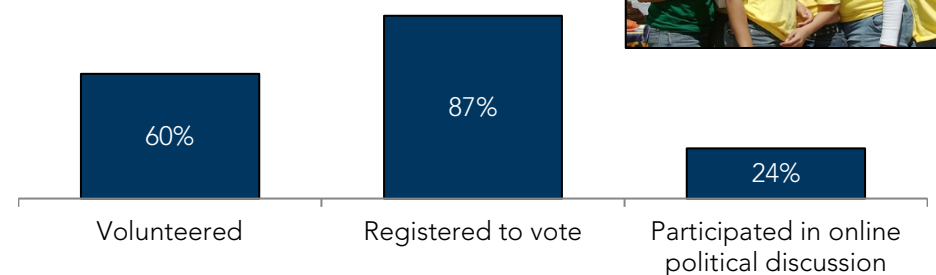
What is the highest degree you expect to receive?



About three-fourths of alumni plan to earn a graduate degree.

Civic Engagement

ALL RESPONDENTS



Community Service or Volunteer Work

- 60% of alumni surveyed participated in community service during the past year. One-fifth volunteered on a weekly basis or more often.

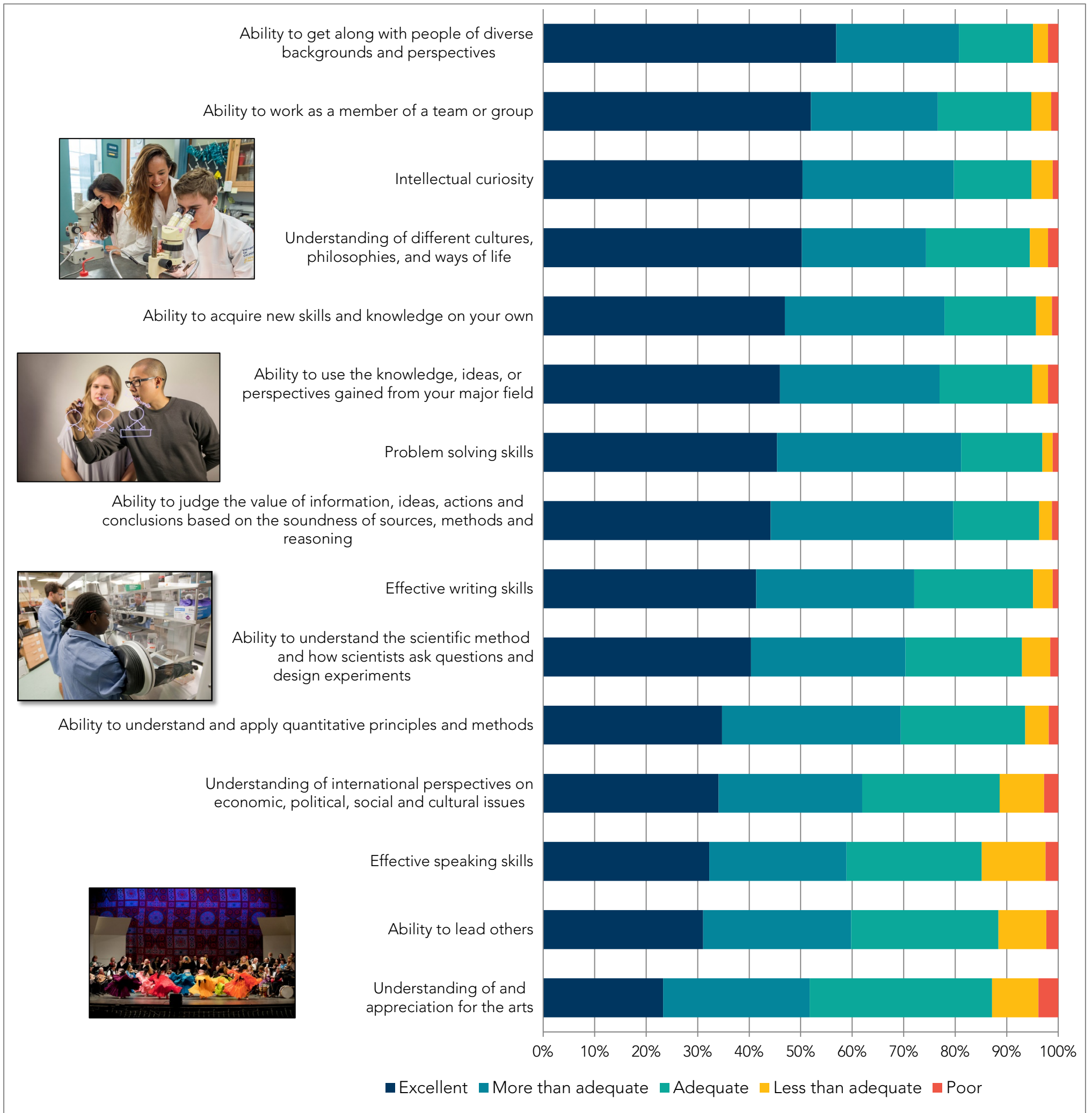
Political Participation

- Almost 9 out of 10 alumni are registered to vote.
- 25% attended political meetings or rallies during the past year.
- 24% participated in online political discussions, wrote a political blog, etc.
- 20% gave money or time to a political campaign or action group.

Skill Preparation

The University of California, Santa Barbara is a leading research institution that also provides a comprehensive liberal arts learning experience. Because teaching and research go hand in hand at UC Santa Barbara, our students are full participants in an educational journey of discovery that stimulates independent thought, critical reasoning, and creativity.

Please rate these skill areas in terms of how well UCSB prepared you in each one.



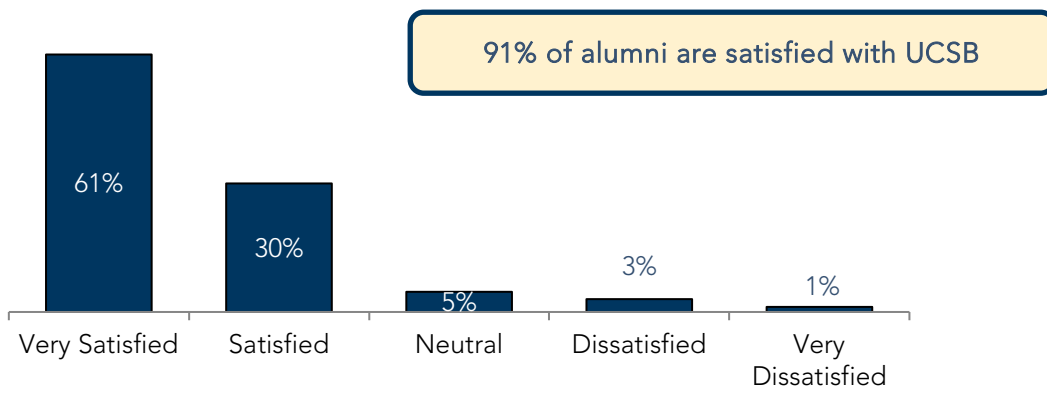
Alumni are most likely to report receiving excellent preparation at UCSB in:

- Ability to get along with people of diverse backgrounds and perspectives
- Ability to work as a member of a team or group
- Intellectual curiosity
- Understanding of different cultures, philosophies, and ways of life
- Ability to acquire new skills and knowledge on your own
- Ability to use the knowledge, ideas, or perspectives gained from your major field
- Problem solving skills
- Ability to judge the value of information, ideas actions and conclusions
- Effective writing skills


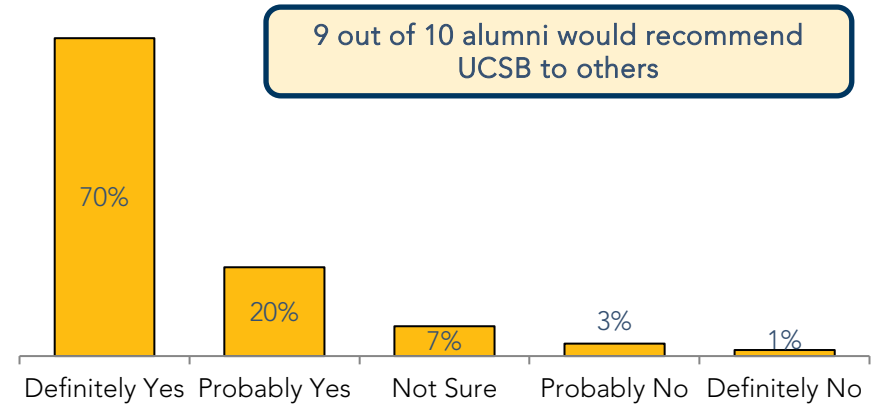
Satisfaction with UC Santa Barbara

ALL RESPONDENTS

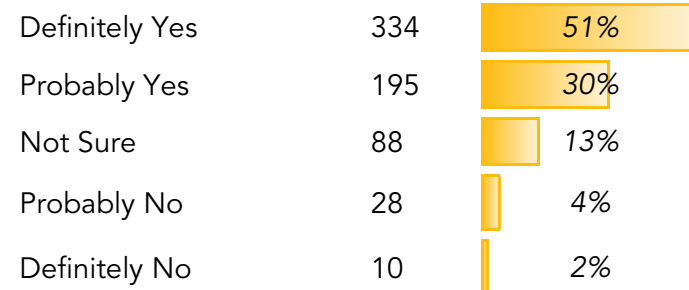
How satisfied are you with UCSB overall?



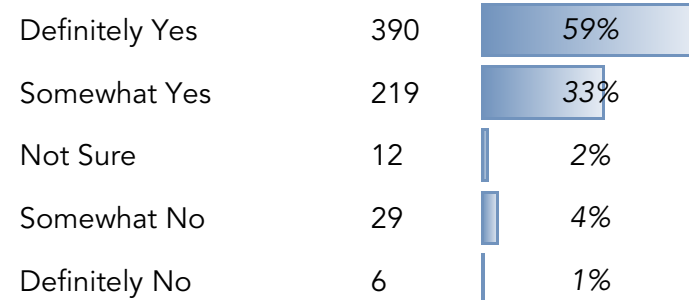
Would you recommend UCSB to a friend or family member who is choosing a college?



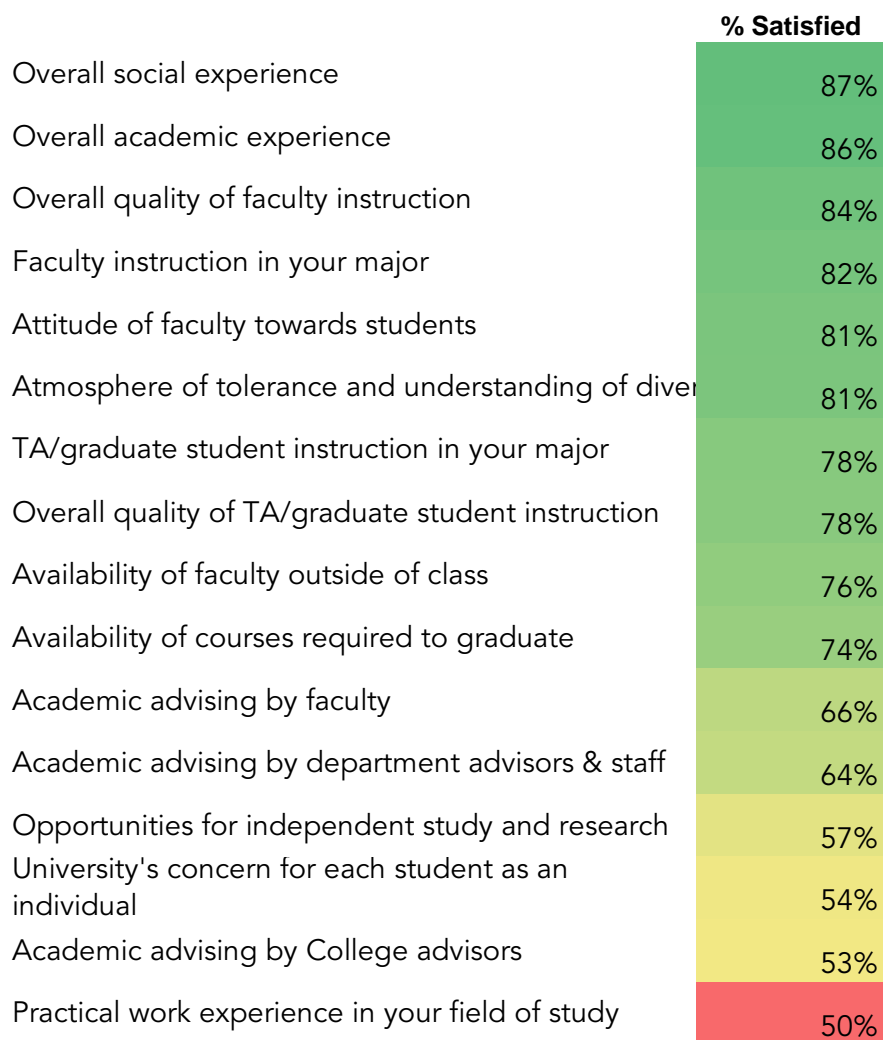
Are you interested in maintaining your ties to UCSB?



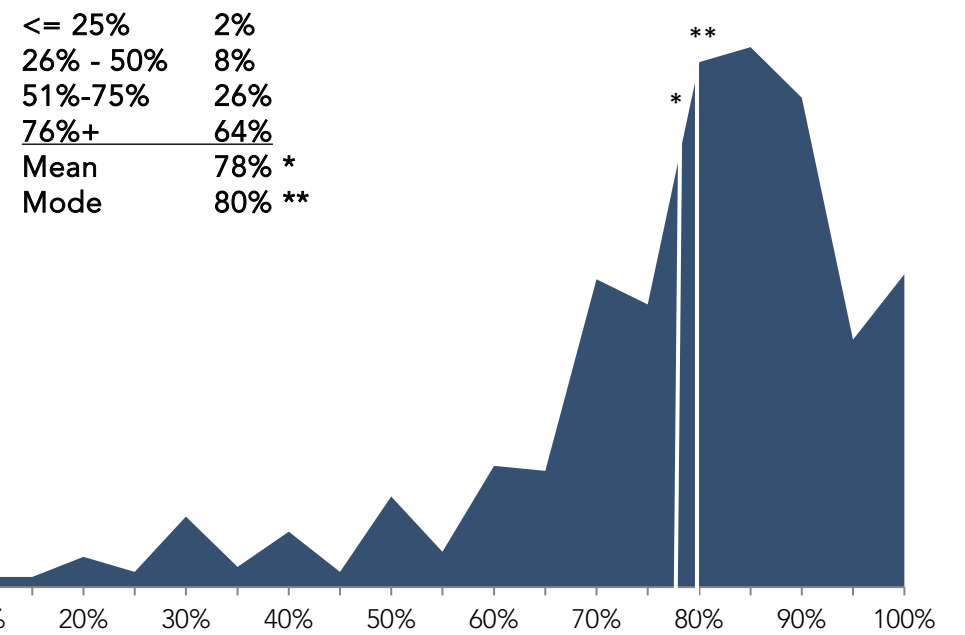
Did you find UCSB to be academically challenging?



Looking back on your experience at UCSB, please rate your satisfaction with each item listed.



If you had to credit a percentage of your intellectual growth while in college to your experiences at UCSB, what percentage would you assign?



UCSB Overall

Alumni Association

Student Life at UCSB

Career Services

Gauchos Parents

Student Resources

