


UC SANTA BARBARA

Long-Term Undergraduate Alumni Survey Classes of Spring/Summer 2005-2010

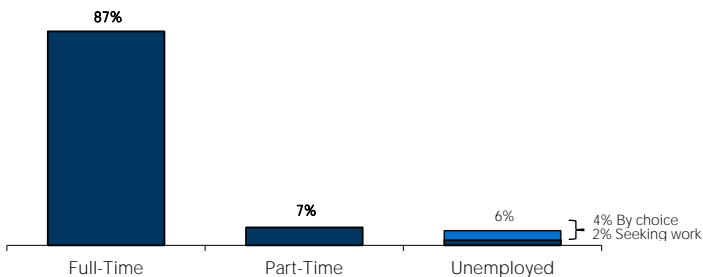
"UCSB provided a challenging academic environment with passionate professors, a diverse and talented student body, and a vibrant social and cultural life in the most beautiful spot for a college on Earth. Not only did my time at UCSB help build the foundation for my success, it gave a sense of how fulfilled and happy you can be if you are doing what you love in the right environment."
-UCSB Alumnus, Class of 2006



TOTAL NUMBER OF RESPONDENTS* 1,547

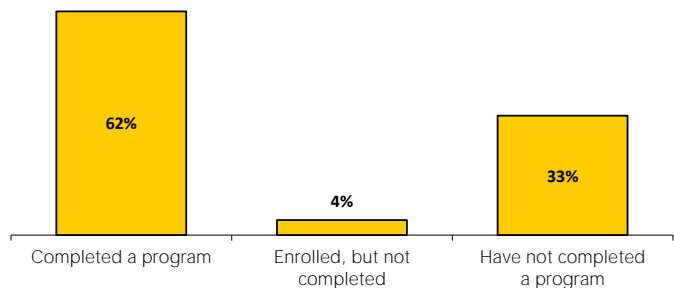
Employment Status

Employed Full-Time, Part-Time, or Unemployed



Post-graduate Education


Completed or Enrolled in any Post-Graduate Degree Program



FULL-TIME EMPLOYEES


Total 1,338

Location of employment



Average Salary \$111,033

Field of employment

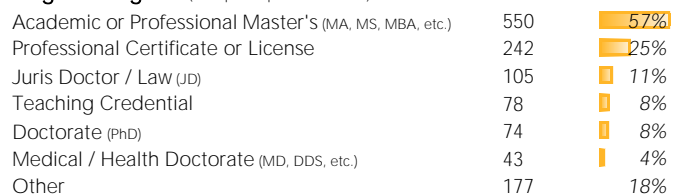


Alumni have held 4 different jobs, on average, since graduating from UCSB.


POST-GRADUATE DEGREES COMPLETED

Total 966

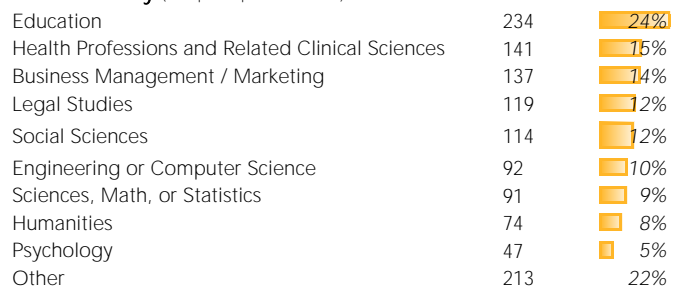
Degree Program (multiple responses allowed)



Institution (multiple responses allowed)



Field of Study (multiple responses allowed)



The Long-Term Undergraduate Alumni Survey is part of an ongoing effort to assess the lasting impact of a UCSB education on the achievements and opinions of alumni.

The Survey of the Undergraduate Classes of 2005 through 2010 was administered online during Fall quarter 2017.

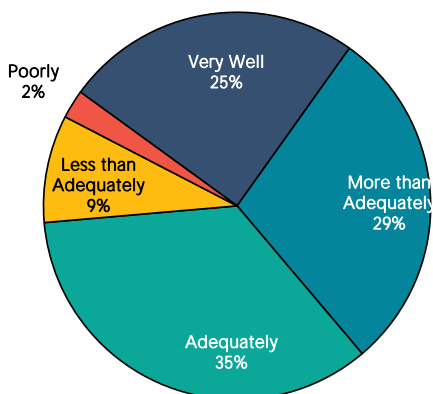
*A total of 1547 alumni participated in the survey for a response rate of 11.42%.



Preparation for Employment

FULL-TIME EMPLOYEES

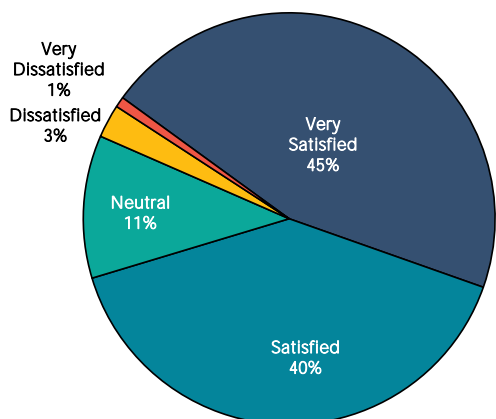
How well did UCSB prepare you for your present occupation?



Satisfaction with Employment

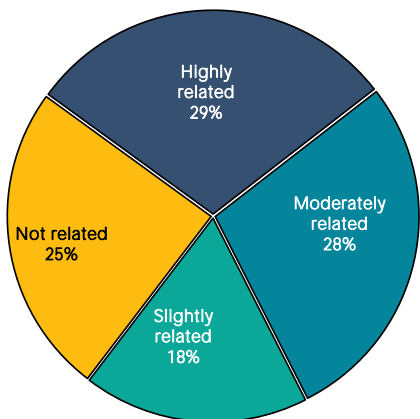
FULL-TIME EMPLOYEES

How satisfied are you with your current career path?



Almost 9 out of 10 full-time employees surveyed are satisfied with their current career path.

How closely is your current job related to your undergraduate major(s)?

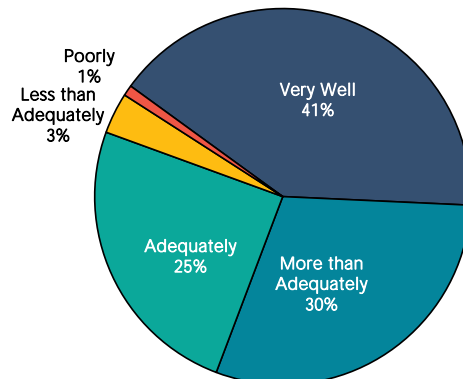


The majority of alumni are in jobs related to their undergraduate major(s).

Preparation for Graduate School

POST-GRADUATE DEGREE SEEKERS

How well did UCSB prepare you for graduate or professional school?



Almost three-fourths of post-graduate degree-seekers surveyed say that UCSB prepared them "very well" or "more than adequately" for graduate school.

Graduate School

What is the highest degree you expect to receive?

Academic or Professional Master's (MA, MS, etc.)	413	27%
Doctorate (PhD)	143	10%
Business Master's (MBA)	145	10%
Juris Doctor / Law (JD)	114	8%
Medical / Health Doctorate (MD, DDS, etc.)	57	4%
Professional Certificate or License	171	11%
Other	63	4%
No additional degree beyond the Bachelor's	399	19%

Six out of ten alumni plan to complete a graduate-level degree.

Career Changes Since Graduation

Have you changed career fields since graduating from UCSB?

Yes	747	49%
No	790	51%

If yes, why did you decide to change career fields?

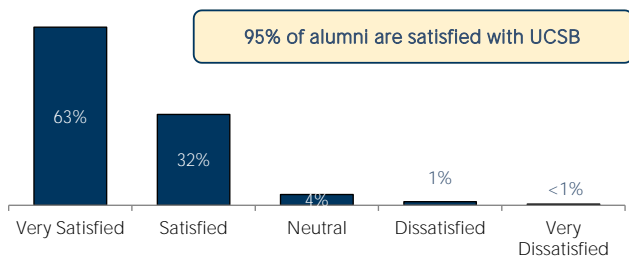
(multiple responses allowed)

Personal interest/satisfaction	372	50%
Greater potential for career advancement	254	34%
Earned an additional degree	251	34%
Higher salary	241	32%
Greater job availability	181	24%
Geographic location	73	10%
To be with spouse/partner/family	44	6%
Other	23	3%

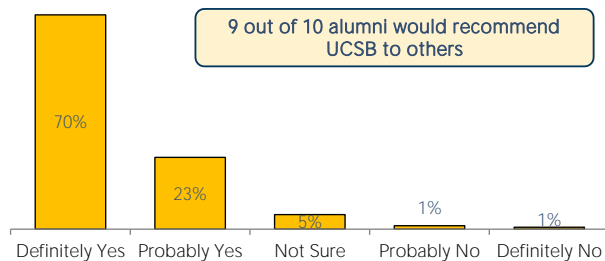
Satisfaction with UC Santa Barbara

ALL RESPONDENTS

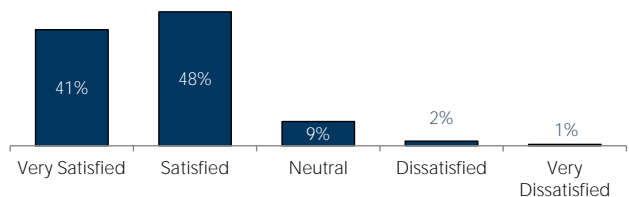
How satisfied are you with UCSB overall?



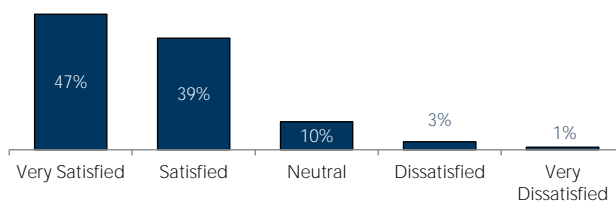
Would you recommend UCSB to a friend or family member who is choosing a college?



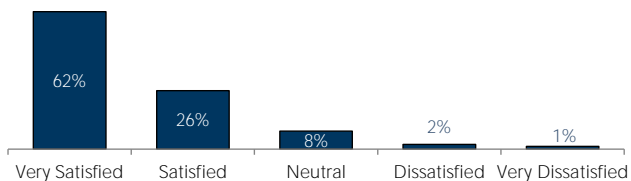
How satisfied are you with your overall academic experience?



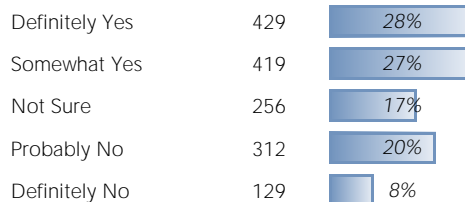
How satisfied are you with your undergraduate major?



How satisfied are you with your overall social experience?



If you could start your undergraduate studies over, would you take the same major?



"UCSB gave me very solid chemistry foundation that was critical to graduate school and all of my work. I had the opportunity to take some amazing chemistry elective classes that exposed me to a broad range of chemistry and gave me a leg up on those with more narrow, traditional chemistry educations. It was such a big help and fun that I strongly recommended it to my little brother who just graduated from the CCS chemistry program this year and went on to CalTech for graduate school."

-UCSB Alumnus, Class of 2005

Which of the following UCSB alumni activities/resources have you done/used or would like to?

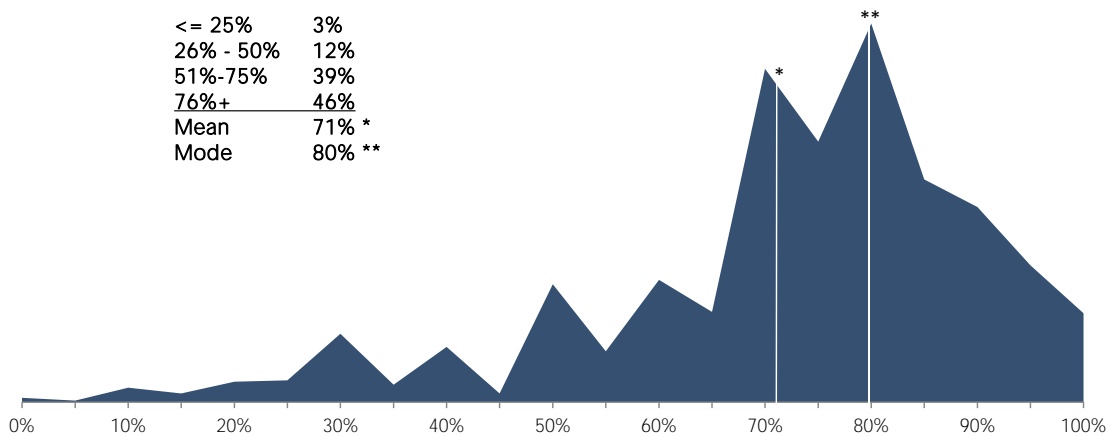
	Have	Would like to	Total
Electronic publications (e.g., @UCSB monthly newsletter, Coastlines Online, etc.)	52%	19%	71%
Joined the UCSB Alumni Association	46%	26%	71%
Attending campus events (e.g., Arts & Lectures, Intercollegiate Athletics, etc.)	31%	39%	70%
Attending other alumni events	23%	47%	70%
Attending the All Gaucho Reunion	22%	47%	69%
Networking / Career Services	18%	50%	67%
Print publications (e.g., Coastlines magazine)	37%	23%	60%
Given a financial contribution to UCSB	41%	17%	57%
Volunteer opportunities	9%	43%	52%

If you were selecting a college today with the advantage of your present knowledge and experience, would you choose to attend UCSB?

Definitely Yes	793	51%
Probably Yes	498	32%
Not Sure	143	9%
Probably No	86	6%
Definitely No	25	2%



If you had to credit a percentage of your intellectual growth while in college to your experiences at UCSB, what percentage would you assign?



UCSB Overall

Alumni Association

Student Life at UCSB

Career Services

Gaucho Parents

Student Resources

