

# UNIVERSITY OF CALIFORNIA, SANTA BARBARA

## Survey of Graduating Seniors, Spring 2016-Spring 2017



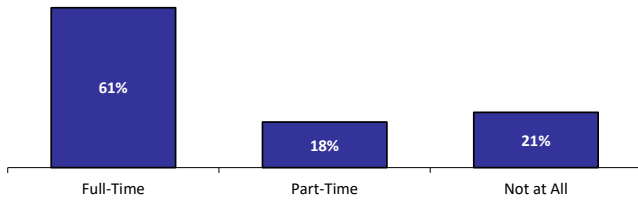
*"Best experience of my life; I wish I could do it over 100 times. I have grown into a charismatic, intellectual, well-spoken woman who is strong and fights for what she believes. UCSB has molded me into exactly who I want to be, and I would not change one thing about it. It will be so hard to leave UCSB, but I am excited to move forward and uphold the name of being a UCSB Alumnus and make my school proud!"*

-UCSB Senior, Class of 2016

**TOTAL NUMBER OF RESPONDENTS** 2,329

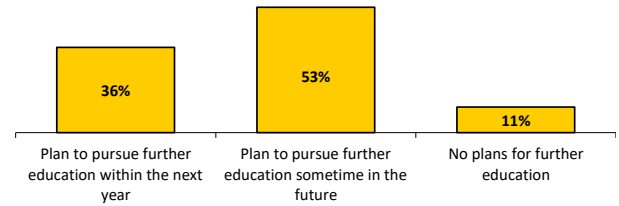
### Employment Trajectories

Seeking Employment Full-Time, Part-Time, or Not at All



### Post-graduate Education Trajectories

Seeking Enrollment Within Next Year, In the Future, or Not at All



### FULL-TIME EMPLOYMENT SEEKERS (WITHIN NEXT YEAR)

**Total** 1,421

Which best describes your current state of plans for employment immediately after graduation?

Currently searching for a position	578	41%
Have been offered a position	571	40%
Will begin searching for a position after graduation	155	11%
Have been offered a position, but still deciding	116	8%

Location of job offer

California	601	88%
Other Western US	21	3%
Other Northeastern US	17	2%
New York	8	1%
Southern US	8	1%
Midwest US	4	1%
International	25	4%

**Average Expected Salary (AES)** \$50,124

Field of employment

Field of Employment	Percentage	AES
Finance / Banking / Accounting	15%	\$56,408
Engineering / Computer Programming	13%	\$81,602
Science / Research	13%	\$39,552
Business / Administration	13%	\$44,813
Sales / Marketing / Advertising	11%	\$44,292
Communications / PR / Media / Journalism	8%	\$36,912
Education	7%	\$33,340
Medicine	6%	\$34,302
Other	14%	\$36,648

### POST-GRADUATE DEGREE SEEKERS (WITHIN NEXT YEAR)

**Total** 840

Degree Program (multiple responses allowed)

Academic or Professional Master's (MA, MS, MBA, etc.)	456	54%
Professional Certificate or License	135	16%
Doctorate (PhD)	121	14%
Medical / Health Doctorate (MD, DDS, etc.)	100	12%
Teaching Credential	99	12%
Juris Doctor / Law (JD)	89	11%
Second Bachelor's Degree	22	3%

Institution (advanced degree seekers only)

Out-of-State College / University	152	22%
Other California College or University	142	20%
Other UC	127	18%
California State University	89	13%
UCSB	76	11%
Other	117	17%

Field of Study (Master's/PhD only)

Sciences, Math, or Statistics	197	36%
Engineering or Computer Science	72	13%
Social Sciences	67	12%
Business Management / Marketing	66	12%
Education	66	12%
Psychology	65	12%
Humanities	46	9%
Health Professions and Related Clinical Sciences	44	8%
Communication / Journalism	11	2%
Legal Studies	6	1%
Other	72	13%

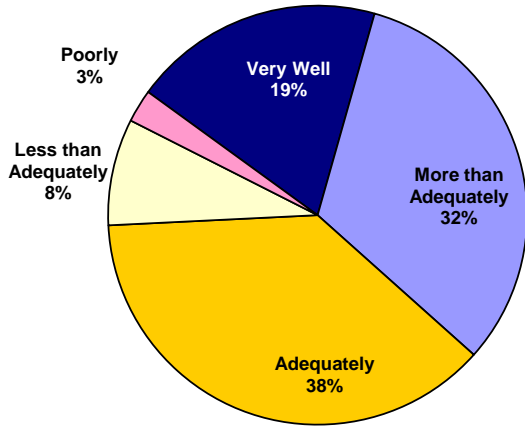
The UCSB Graduating Senior survey is part of an ongoing effort to assess the short-term impact of a UCSB undergraduate education on the achievements and opinions of exiting seniors. This survey has been administered intermittently since Spring 2002. However, since Spring 2015, the survey has been administered on a quarterly basis and an open link to the survey has been included on the graduation checklist for seniors. A total of 2,329 graduating seniors completed the survey for an overall response rate of 26%.

## Survey of UCSB Graduating Seniors, Spring 2016-Spring 2017

**Preparation for Employment**

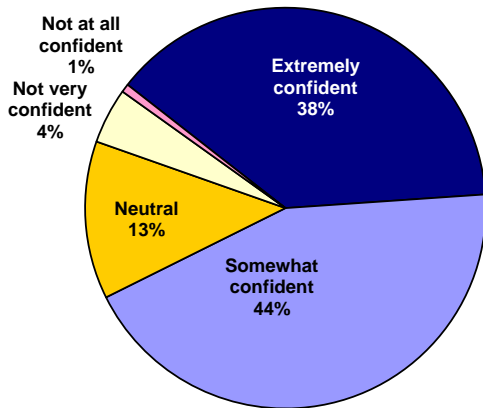
**FULL-TIME EMPLOYEES**

How well did UCSB prepare you for your planned occupation?



**Attitudes Towards Employment**


How confident are you that you will achieve a satisfying career?



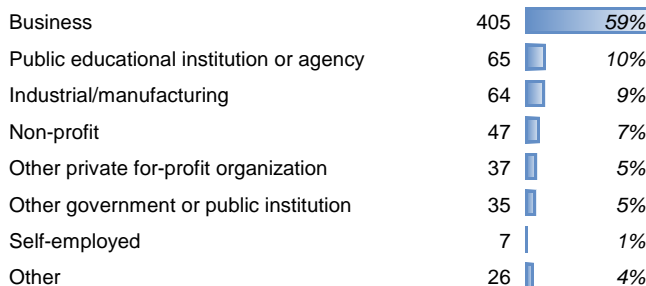
About 8 out of 10 of respondents are "extremely confident" or "somewhat confident" that they will achieve a satisfying career.

**STUDENTS WITH JOB OFFER**

How closely is this position related to your undergraduate major(s)?



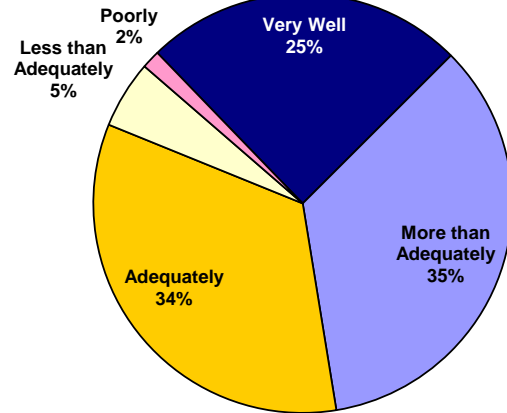
In what type of organization or sector will you work?



**Preparation for Graduate School**

**POST-GRADUATE DEGREE SEEKERS**

How well did UCSB prepare you for graduate or professional school?



Almost two-thirds of post-graduate degree-seekers surveyed say that UCSB prepared them "very well" or "more than adequately" for graduate school.

**Future Plans for Education**

**ALL RESPONDENTS**

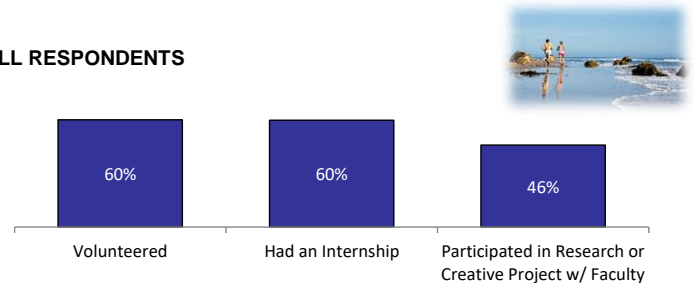
What is the highest degree you expect to receive?

Academic or Professional Master's (MA, MS, etc.)	1484	64%
Doctorate (PhD)	567	24%
Medical / Health Doctorate (MD, DDS, etc.)	269	12%
Juris Doctor / Law (JD)	265	11%
Professional Certificate or License	554	24%
Teaching Credential	345	15%
Second Bachelor's Degree	120	5%
No additional degree beyond the Bachelor's	237	10%

About three-fourths of graduating seniors plan to eventually earn a graduate degree.

**Extracurricular Life**

**ALL RESPONDENTS**



**Community Service or Volunteer Work**

- 60% of graduating seniors surveyed participated in community service during the past year. One-fifth volunteered on a weekly basis or more often.

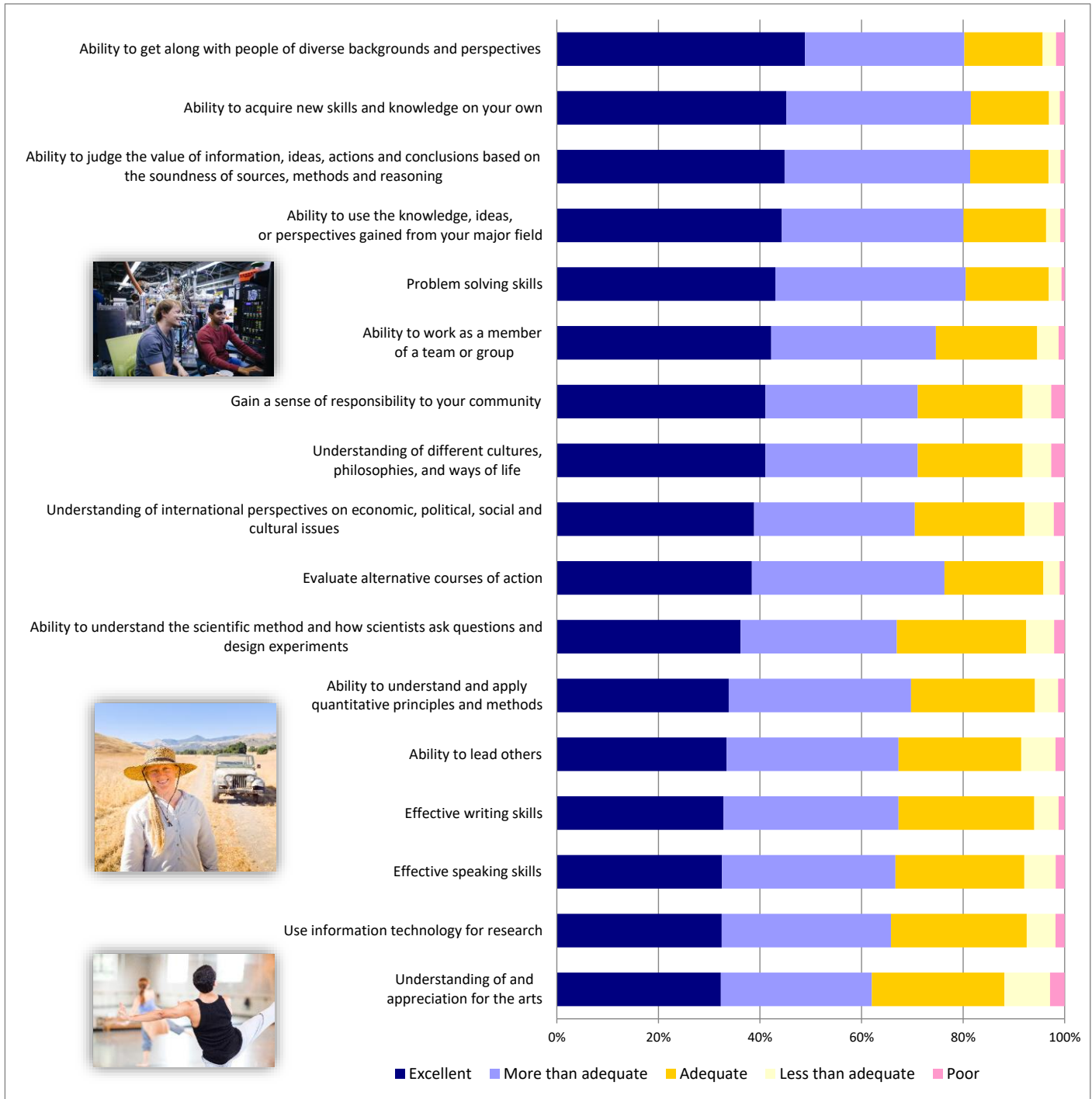
**Working for Pay**

- 72% of graduating seniors worked at least part-time while at UCSB.
- Only 34% said they needed to work to finance their education.
- Of those that worked, the average number of hours worked per week was 13.44.

**Skill Preparation**

*The University of California, Santa Barbara is a leading research institution that also provides a comprehensive liberal arts learning experience. Because teaching and research go hand in hand at UC Santa Barbara, our students are full participants in an educational journey of discovery that stimulates independent thought, critical reasoning, and creativity.*

Please rate these skill areas in terms of how well UCSB prepared you in each one.



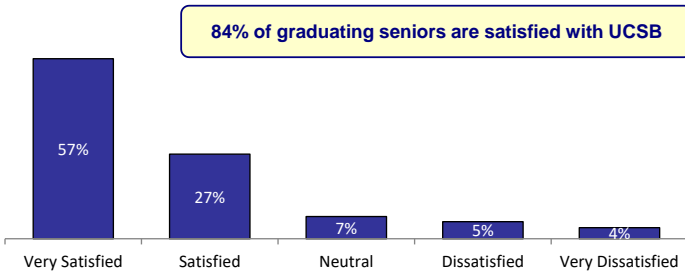
**Alumni are most likely to report receiving excellent preparation at UCSB in:**

- Ability to get along with people of diverse backgrounds and perspectives
- Ability to acquire new skills and knowledge on your own
- Ability to judge the value of information...based on the soundness of sources, methods, and reasoning
- Ability to use the knowledge, ideas, or perspectives gained from
- Problem solving skills
- Ability to work as a member of a team or group
- Gain a sense of responsibility to your community
- Understanding different cultures, philosophies, and ways of life
- Understanding of international perspectives on economic, political, social, and cultural issues

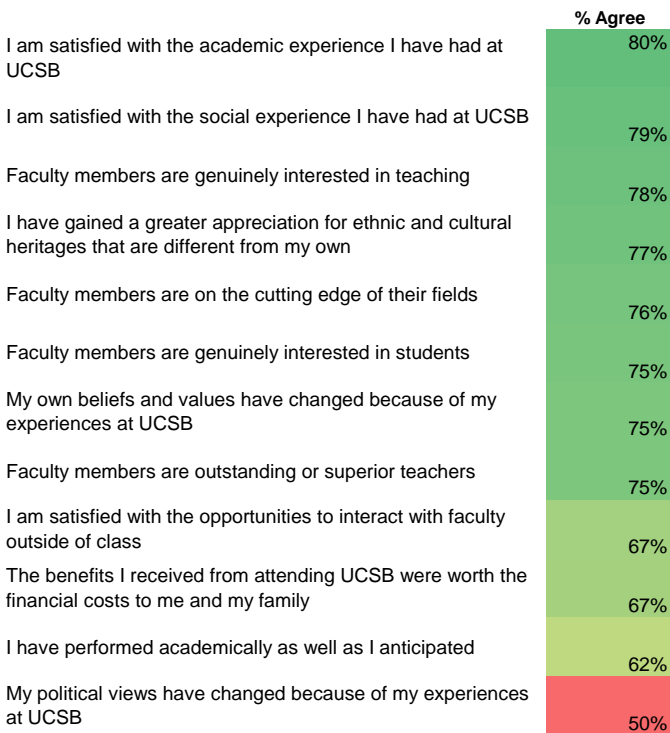
Satisfaction with UC Santa Barbara

ALL RESPONDENTS

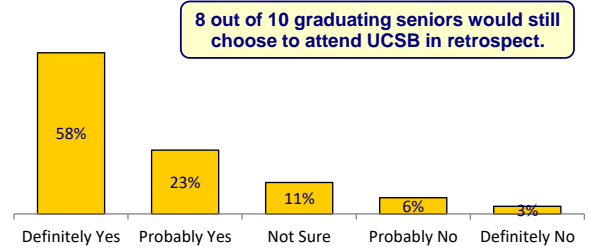
How satisfied are you with UCSB overall?




Please indicate the extent to which you agree or disagree with the following statements



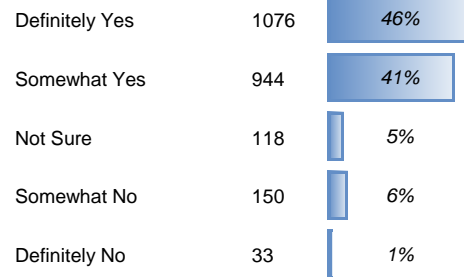
If you could start your undergraduate studies over, would you still choose to attend UCSB?



If you could start your undergraduate studies over, would you take the same major?



Did you find UCSB to be academically challenging?



If you had to credit a percentage of your intellectual growth while in college to your experiences at UCSB, what percentage would you assign?

